









2018 World Wide Pressed Flower Guild Conference

Date	Time	Class Title and Description	Instructor	
1-Mar	5PM	Registration		
	6:30PM	Dinner (meeting at the lobby. Dinner starts at 7PM)		
	8:00PM	Gift Exchange, Card Contest		
2-Mar	9-11AM	<p>Pressed Flower Jewelry Make a pressed flower pendant with a money plant seed pod background. Students shall bring a small flat paint brush (size 3 or 4) and, if desired, small pressed flowers for a personalized design. Bring a UV lamp and extension cord if you have it for curing the resin.</p>		Betty Green
	11:15AM - 12:00Noon	Flower Exchange		
	12Noon-1:30PM	Lunch		
	1:30PM - 3:00PM	<p>A Kentish Scene Create an English country scene. Please bring pastels, pieces of bark and small flowers and grasses. (Some will be provided.)</p>		Denise Stirrup
	3PM - 3:30PM	Snack Break		
	3:30PM-7PM	<p>Puffy Cat Learn to use fluffy seeds of different plants (a poplar, a willow, Asclepius). For work you need tweezers and a medical scalpel.</p>		Elena Prokhorova

2018 World Wide Pressed Flower Guild Conference

3-Mar	8:30AM-10:00AM	<p>Shading and Volume Learn to use pressed flowers/leaves to make a painting with light/shade and volume.</p>		Jacki Harrington
	10:15AM - 12:15PM	Lucky Chicken		Xianghuan Liu
	12:15PM-1:30PM	Lunch		
	1:30PM - 5:00PM	<p>Bright Students need to bring pressed two tone pink, solid pink, and red rose petals, yellow green and reddish young rose leaves, and dark perilla leaves. Learn to assemble a realism rose with light shining on it.</p>		Fancy Kao
	5:00PM-6:00PM	<p>Vacuum Sealing Demo Demonstrate how to vacuum seal a pressed flower picture for long term color preservation.</p>		Kate Chu

2018 World Wide Pressed Flower Guild Conference

4-Mar	8:30AM -10:00AM	<p>Decorated Fan</p> <p>Introduce the technique on making pressed flower folding fan.</p>	<p>Kate Chu</p> 
	10:15 - 12:15PM	<p>Grisaille pictures</p> <p>Introduction to easy techniques how to use coffee solution to make the background for pressed plant art.</p> <p>Students need to bring the following: 2 sheets of watercolor paper 6x8 inches, a soft brush, a napkin and water</p>	<p>Eugenia Ivanova</p> 
	12:15PM-1:30PM	Lunch	午餐
	1:30PM - 3:30PM	<p>Decorated Mirror</p> <p>Learn to make fabric back pressed flower compact mirror.</p>	<p>Qi Wang</p> 
	3:45PM - 5:30PM	<p>Write it out</p> <p>Using pressed flowers to spell out a name or a word.</p>	<p>Micki Wach</p> 