










# 2018 World Wide Pressed Flower Guild Conference

Date	Time	Class Title and Description	Instructor
1-Mar	5PM	<b>Registration</b>	
	6:30PM	<b>Dinner (meeting at the lobby. Dinner starts at 7PM)</b>	
	8:00PM	<b>Gift Exchange, Flower Exchange, Card Contest</b>	
2-Mar	10AM-12Noon	<p><b>Pressed Flower Jewelry</b>            Make a pressed flower pendant with a money plant seed pod background. Students shall bring a small flat paint brush (size 3 or 4) and, if desired, small pressed flowers for a personalized design. Bring a UV lamp and extension cord if you have it for curing the resin.</p> 	Betty Green
	12Noon-1:30PM	<b>Lunch</b>	
	1:30PM - 3:00PM	<p><b>A Kentish Scene</b>            Create an English country scene. Please bring pastels, pieces of bark and small flowers and grasses. (Some will be provided.)</p> 	Denise Stirrup
	3PM - 3:30PM	Snack Break	
	3:30PM-7PM	<p><b>Puffy Cat</b>            Learn to use fluffy seeds of different plants (a poplar, a willow, Asclepius). For work you need tweezers and a medical scalpel.</p> 	Elena Prokhorova

# 2018 World Wide Pressed Flower Guild Conference

3-Mar	8:30AM-10:00AM	<p><b>Shading and Volume</b> Learn to use pressed flowers/leaves to make a painting with light/shade and volume.</p>		Jacki Harrington
	10:15AM - 12:15PM	Lucky Chicken		Xianghuan Liu
	12:15PM-1:30PM	Lunch		
	1:30PM - 5:00PM	<p><b>Bright</b> Students need to bring pressed two tone pink, solid pink, and red rose petals, yellow green and reddish young rose leaves, and dark perilla leaves. Learn to assemble a realism rose with light shining on it.</p>		Fancy Kao
	5:00PM-6:00PM	<p><b>Vacuum Sealing Demo</b> Demonstrate how to vacuum seal a pressed flower picture for long term color preservation.</p>		Kate Chu

# 2018 World Wide Pressed Flower Guild Conference

4-Mar	8:30AM -10:00AM	<p><b>Decorated Fan</b></p> <p>Introduce the technique on making pressed flower folding fan.</p>	<p>Kate Chu</p> 
	10:15 - 12:15PM	<p><b>Grisaille pictures</b></p> <p>Introduction to easy techniques how to use coffee solution to make the background for pressed plant art.</p> <p>Students need to bring the following: 2 sheets each watercolor paper and tracing paper 6x8 inches, a soft brush, a napkin, water, and a plastic plate.</p>	<p>Eugenia Ivanova</p> 
	12:15PM-1:30PM	Lunch	午餐
	1:30PM - 2:50PM	<p><b>Decorated Mirror</b></p> <p>Learn to make pressed flower compact mirror.</p>	 <p>Kate Chu</p>
	3:00-3:30PM	Gift Exchange show and tell	
	3:45PM - 5:30PM	<p><b>Write it out</b></p> <p>Using pressed flowers to spell out a name or a word.</p>	<p>Micki Wach</p> 